

INSTRUCTIONS FOR ONLINE PAYMENT

1. Visit IITG home page (www.iitg.ac.in), click on IITG Online Payment.
2. Login using IITG webmail Id and password.

The screenshot shows the IITG E-Payment Gateway User Login page. The page header includes the IITG logo and the text "भारतीय प्रौद्योगिकी संस्थान गुवाहाटी Indian Institute of Technology Guwahati". Below the header, there are navigation links for "CONTACT US", "ONLINE PAYMENT GUIDELINE", and "DONATIONS TO IIT GUWAHATI". The main content area is titled "IITG E-Payment Gateway" and contains a "NEWS AND ANNOUNCEMENTS" section with a red alert icon and a message: "Please mention 9 digit IITG transaction Id for transaction related query and complaint about failed transaction." The "User Login" section is titled "Please login with your IITG Internet/ERP Credential" and contains a form with fields for "Username" (with a note "(Excluding @iitg.ac.in)"), "Password", and "Enter Verification Code". A "Login" button is located below the form. A note states: "NOTE: 2018 Batch student should use their ROLL NO as an user id. If you forgot password, please click on [Reset password](#). If reset password does not resolve, please lodge a service request in [www.iitg.ac.in/cs](#)". At the bottom of the page, there are links for "Disclaimer", "Privacy", and "Terms and Conditions", and a footer that reads "Services Provided By IITG Office Automation" and "© 2018 Indian Institute of Technology Guwahati".

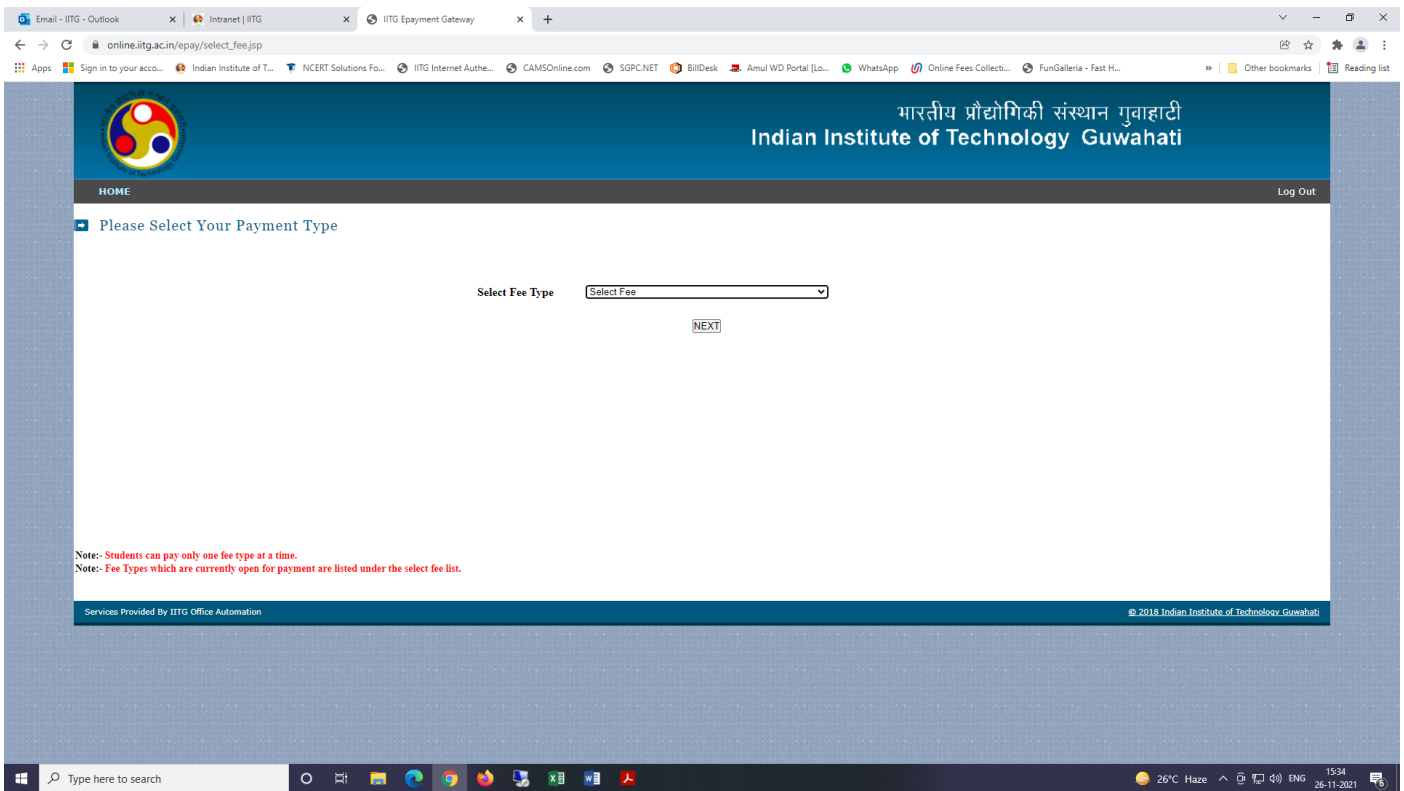
3. After login, verify your details and ensure that the same is correct. In case of any discrepancy follow the instructions by clicking on the tab 'CONTACT US'. If the **details are correct**, click the check box and click I Agree button.

The screenshot shows the IITG E-Payment Gateway Verification page. The page header includes the IITG logo and the text "भारतीय प्रौद्योगिकी संस्थान गुवाहाटी Indian Institute of Technology Guwahati". Below the header, there are navigation links for "HOME" and "Download Receipt", and a "Log Out" link. The main content area is titled "Welcome To IITG E-Payment System" and contains a "Please Verify Your Details" section. The "Your Details" section is a table with the following information:

Your Details	
Name	MR.
Roll No	XXXXXXXXXX
Programme	Phd
Department	Centre for Linguistic Science and Technology

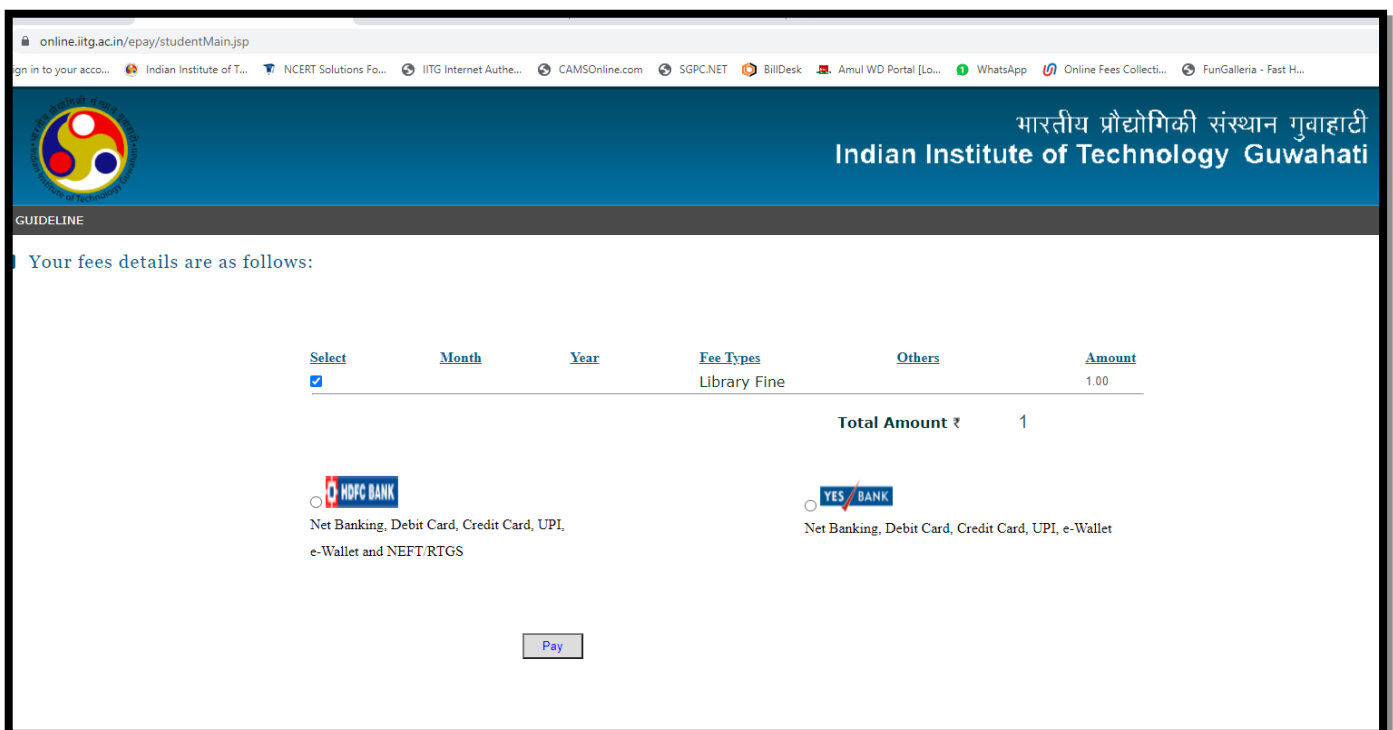
Below the table, there is a checkbox labeled "I agree that my above details are correct." and an "I Agree" button. A note at the bottom of the page states: "Note 2:- If you find any discrepancy in your records, please do not proceed further and inform the concerned authority immediately." At the bottom of the page, there are links for "Disclaimer", "Privacy", and "Terms and Conditions", and a footer that reads "Services Provided By IITG Office Automation" and "© 2018 Indian Institute of Technology Guwahati".

4. After conforming the details please select fee type and click next.

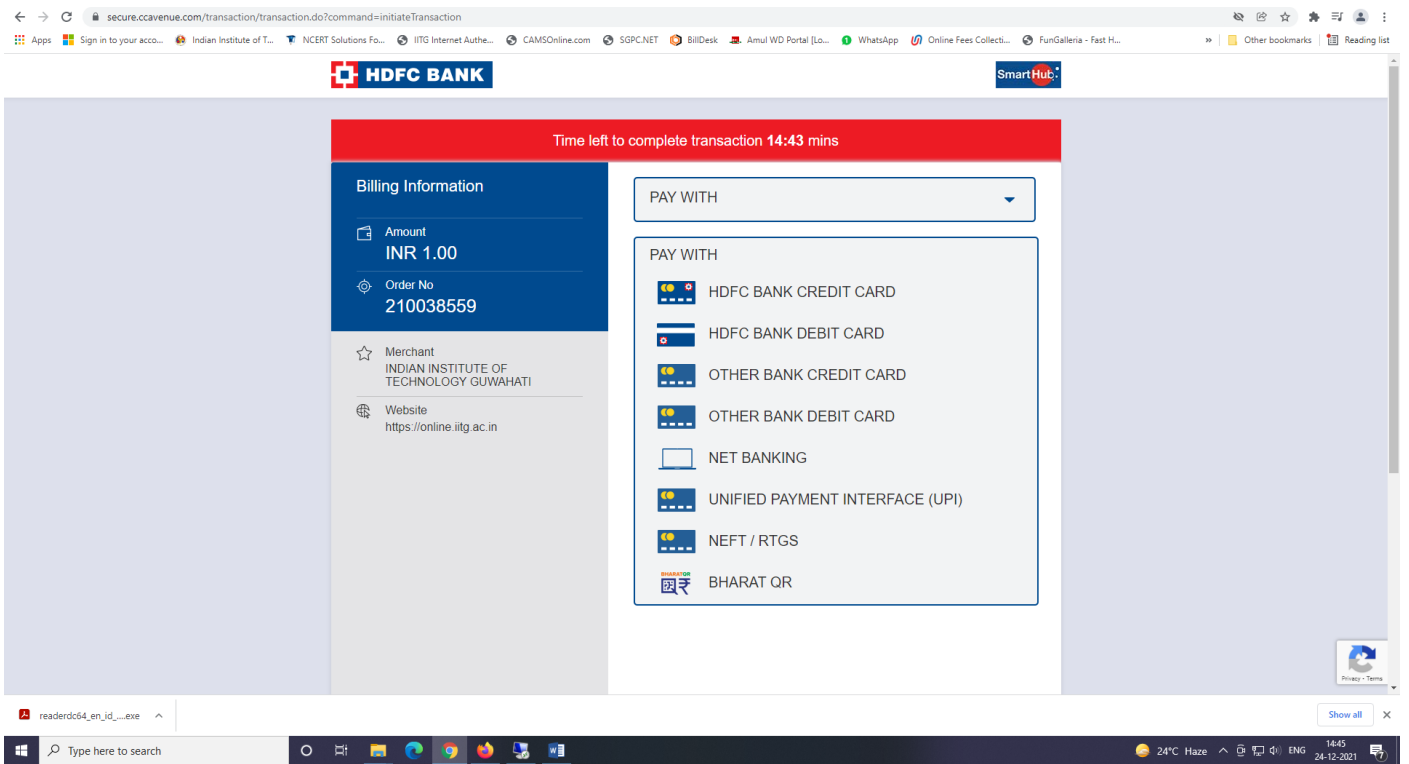


5. Check the fee details and click checkbox of fee. Select payment gateway by clicking on the radio button. Student can choose any one payment gateway. But if student wants to pay through NEFT/RTGS, please choose HDFC BANK.

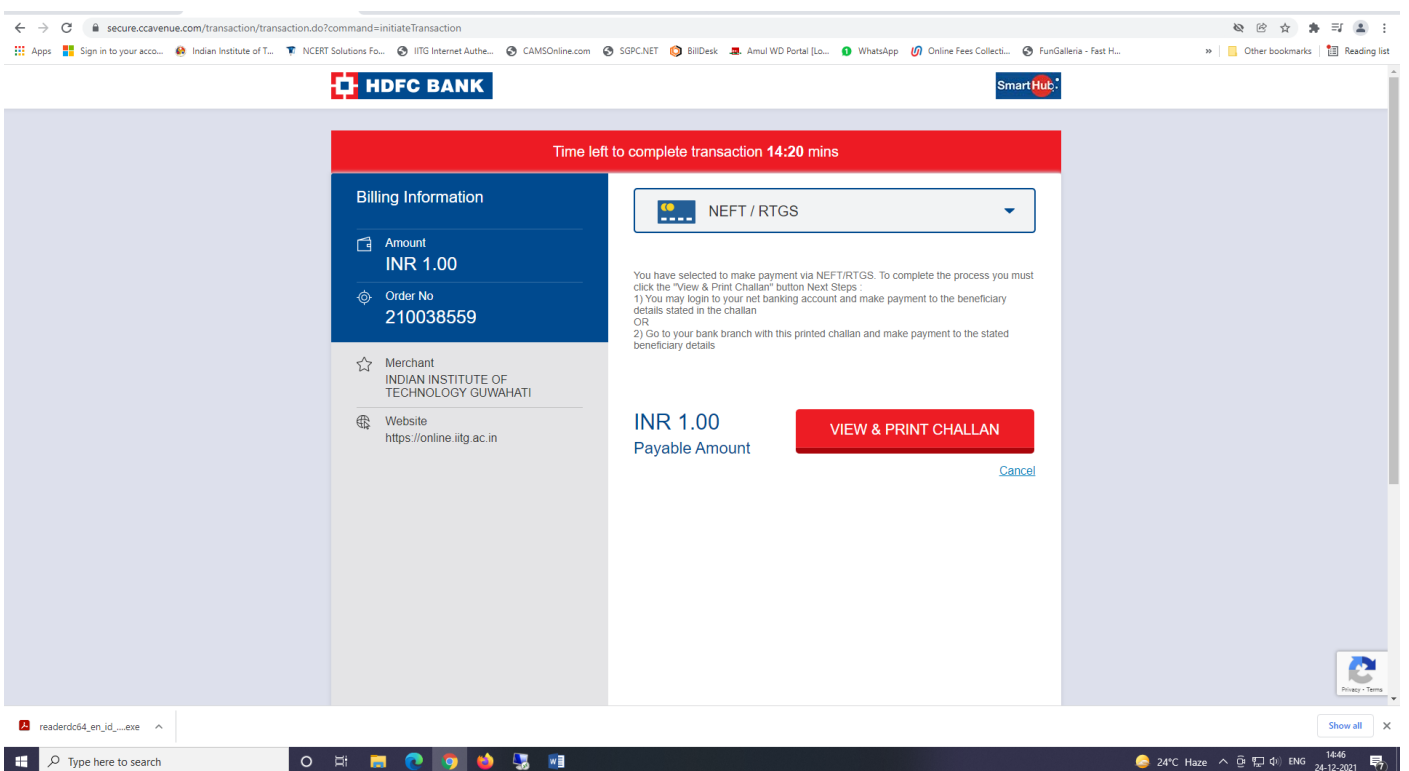
Note: In case the fee amount is not displayed correctly, follow the instructions under the tab 'CONTACT US'.



6. Select appropriate payment option from drop down menu.



7. Select NEFT/RTGS option if you borrow education loan or wants to pay through NEFT/RTGS.



Generate and download the challan for payment. Please note that details in the challan are unique to the fee. The challan generated for one fee should not be used for payment of other fee.

8. Provide the downloaded challan for NEFT/RTGS to your bank for payment.

secure.ccavenue.com/transaction.do?command=retryTransaction

Indian Institute of T... NCERT Solutions Fo... IITG Internet Auth... CAMSOnline.com SGPNET BillDesk Amul WD Portal [Lo... WhatsApp Online Fees Collect... FunGalleria - Fast H...

INDIAN INSTITUTE OF TECHNOLOGY GUWAHATI

NATIONAL ELECTRONIC FUND TRANSFER (NEFT) / REAL TIME GROSS SETTLEMENT (RTGS)

Details of Beneficiary	
Order Id:	210038559
Beneficiary Name:	IIT Guwahati
Account No.:	IITG63110367705333
IFSC Code:	HDFC0004989
Bank:	HDFC BANK LTD Kanjurmarg Branch, Mumbai
Amount:	1.00 INR
Amount in words:	One Rupees Only
Additional Details:	RS201

SAMPLE
NOT TO BE USED FOR
ACTUAL PAYMENT

1. It is advised that students pay fees via NEFT/RTGS at least one day in advance of last date. In the event student making payment on the last day and same is not available for validation for any reason whatsoever, then IIT Guwahati, its banker or payment gateway service provider would not be held responsible in any manner.
2. It is student's responsibility to ensure that NEFT/RTGS payments are made exactly as per the details as mentioned in the challan. In the event of any discrepancy payment would not be considered and would not be available for validation of fees payment.
3. Student is required to generate challan for every fees since details in the challan are unique to the fee. Student is not supposed to use challan generated in one fee for payment against another fee.
4. Under no circumstances, including whether the student has made duplicate/incorrect payments. IIT Guwahati or its Banker or its service providers are under no obligation to disclose the details.

Remit the amount as per above details, by debiting my/our account for the amount of remittance plus bank charges.

Customer's Signature : _____ Contact Phone No. : _____
 Rupees Debited: _____ Applicant's A/c : _____
 Date of Transfer: _____ Remittance No. : _____

Return to Website Print Save

readerdc64_en_id_...exe Show all

Type here to search 24°C Haze 16:47 ENG 24-12-2021

- i. It is advised that students pay fees via NEFT/RTGS at least one day in advance of last date. In the event student making payment on the last day and same is not available for validation for any reason whatsoever, then IIT Guwahati, its banker or payment gateway service provider would not be held responsible in any manner.
- ii. It is student's responsibility to ensure that NEFT/RTGS payments are made exactly as per the details as mentioned in the challan. In the event of any discrepancy payment would not be considered and would not be available for validation of fees payment.
- iii. Student is required to generate challan for every fees since details in the challan are unique to the fee. Student is not supposed to use challan generated in one fee for payment against another fee.
- iv. Under no circumstances, including whether the student has made duplicate/incorrect payments. IIT Guwahati or its Banker or its service providers are under no obligation to disclose the details.
- v. Receipt of fee payment through NEFT/RTGS will be available for download only after validation of transaction, which may take 1-2 working days.

Follow the instructions and pop up message as appeared on the screen.

- During entire payment process do not click **REFRESH** or **BACK** button.
- After successful completion of the payment, you will return to the IITG E-payment portal and receipt will be generated instantly, but in case of NEFT/RTGS payment option receipt will be available for download after validation of transaction.

In case of any grievance related to the online payment, students may lodge their complaint by following the instructions under the tab "CONTACT US" on the e-payment portal.